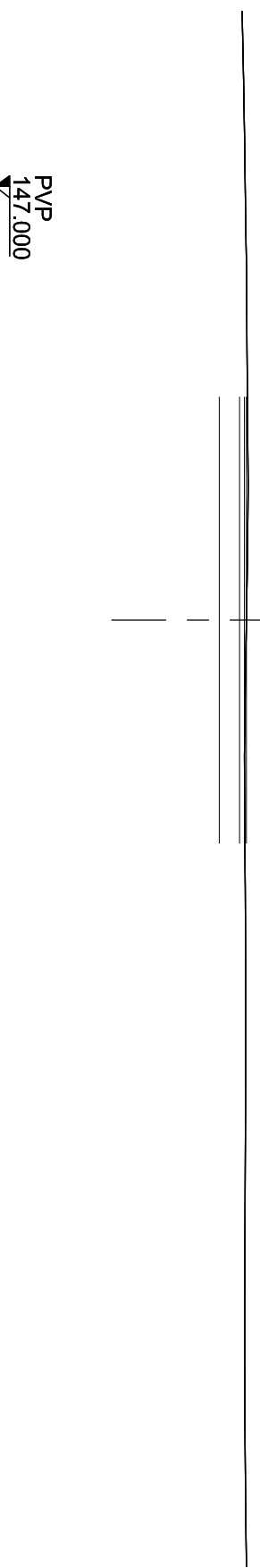


projekt križišča

projekt dostopne ceste HEB

P=0+000,000  
rob Dostopne ceste  
po proj. 14500,00



PVP  
147,000

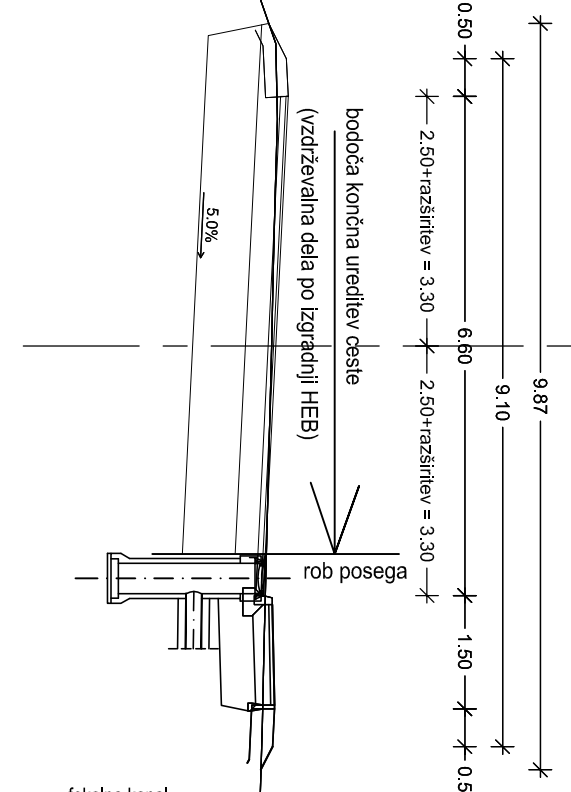
Kota nivojele	150.72	150.72	150.72
---------------	--------	--------	--------

Niveleta odmik od osi	-3.30	0.0	3.30
-----------------------	-------	-----	------

Kota terena	150.654	150.675	150.693	150.707	150.721	150.736	150.744	150.735	150.719	150.703	150.691	150.685	150.7	150.705	150.708	150.705	150.702	150.699	150.686	150.693	150.697	150.707	150.718
-------------	---------	---------	---------	---------	---------	---------	---------	---------	---------	---------	---------	---------	-------	---------	---------	---------	---------	---------	---------	---------	---------	---------	---------

Teren odmik od osi	-9.0	-8.0	-7.0	-6.0	-5.0	-4.0	-3.0	-2.0	-1.0	0.0	1.0	2.0	3.0	4.0	5.0	6.0	7.0	8.0	9.0	10.0	11.0	12.0	13.0	14.0
--------------------	------	------	------	------	------	------	------	------	------	-----	-----	-----	-----	-----	-----	-----	-----	-----	-----	------	------	------	------	------

P=0+060,000



PVP  
144,000

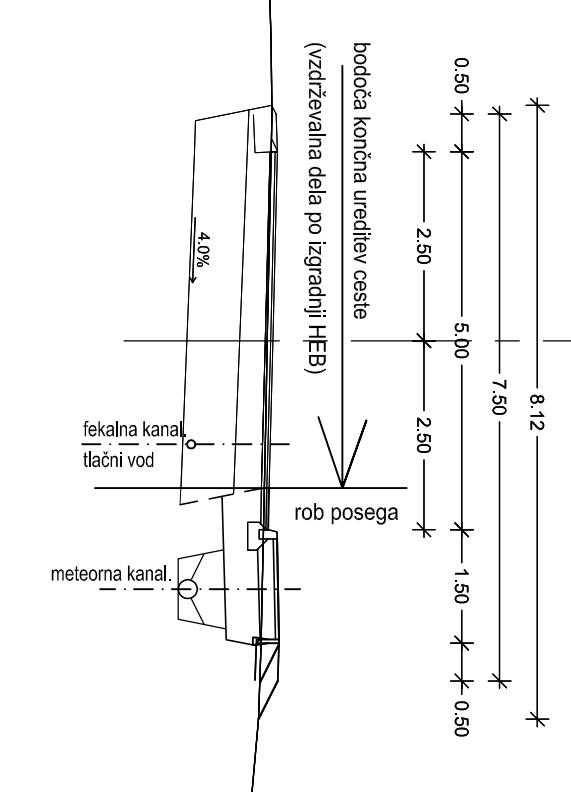
Kota nivojele	148.405	148.639	148.644	148.499
---------------	---------	---------	---------	---------

Niveleta odmik od osi	-4.268	-3.8	-3.3	0.0
-----------------------	--------	------	------	-----

Kota terena	147.681	147.677	147.904	148.528	148.152	148.497	149.519	148.491	148.466	148.442	148.417	148.393	148.368	149.343	149.321	148.289	148.877	148.493	148.117	147.812	147.707	147.691	147.675	147.659
-------------	---------	---------	---------	---------	---------	---------	---------	---------	---------	---------	---------	---------	---------	---------	---------	---------	---------	---------	---------	---------	---------	---------	---------	---------

Teren odmik od osi	-9.0	-8.0	-7.0	-6.0	-5.0	-4.0	-3.0	-2.0	-1.0	0.0	1.0	2.0	3.0	4.0	5.0	6.0	7.0	8.0	9.0	10.0	11.0	12.0	13.0	14.0
--------------------	------	------	------	------	------	------	------	------	------	-----	-----	-----	-----	-----	-----	-----	-----	-----	-----	------	------	------	------	------

P=0+100,000



PVP  
145,000

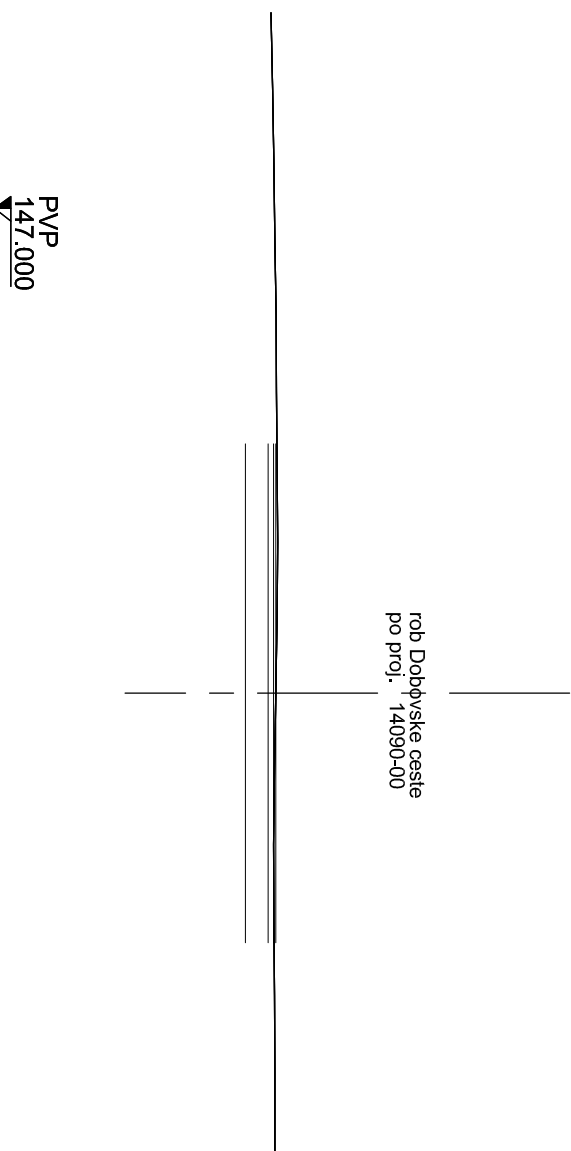
Kota nivojele	148.665	148.722	148.679
---------------	---------	---------	---------

Niveleta odmik od osi	-3.114	-3.0	0.0
-----------------------	--------	------	-----

Kota terena	148.452	148.499	148.546	148.593	148.628	148.655	148.666	148.646	148.626	148.606	148.586	148.566	148.546	148.526	148.491	148.402	148.313	148.223	148.138	148.144	148.162	148.179	148.197	148.214
-------------	---------	---------	---------	---------	---------	---------	---------	---------	---------	---------	---------	---------	---------	---------	---------	---------	---------	---------	---------	---------	---------	---------	---------	---------

Teren odmik od osi	-9.0	-8.0	-7.0	-6.0	-5.0	-4.0	-3.0	-2.0	-1.0	0.0	1.0	2.0	3.0	4.0	5.0	6.0	7.0	8.0	9.0	10.0	11.0	12.0	13.0	14.0
--------------------	------	------	------	------	------	------	------	------	------	-----	-----	-----	-----	-----	-----	-----	-----	-----	-----	------	------	------	------	------

P=0+020,000



PVP  
146,000

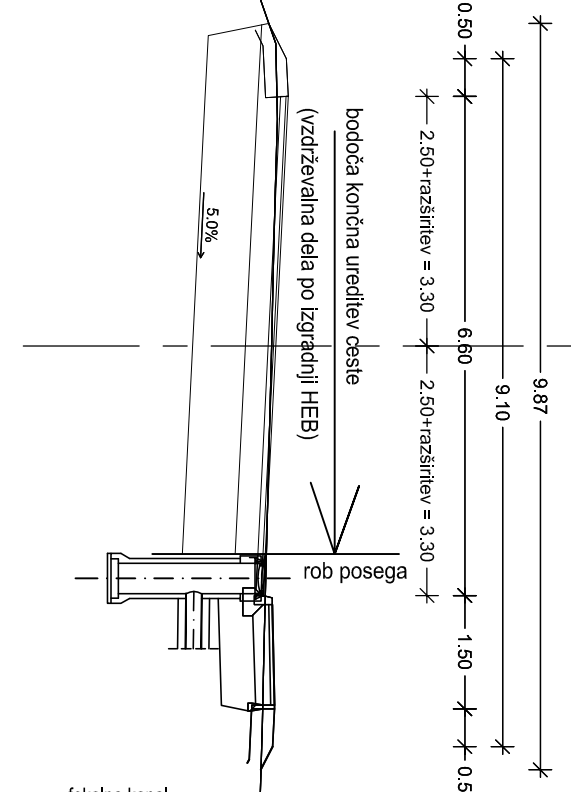
Kota nivojele	150.53	150.55	150.65
---------------	--------	--------	--------

Niveleta odmik od osi	-3.80	-3.30	0.0
-----------------------	-------	-------	-----

Kota terena	149.324	149.752	150.207	150.38	150.397	150.395	150.391	150.386	150.382	150.377	150.372	150.367	150.363	150.358	150.353	150.349	150.343	150.331	150.069	149.646	149.245	148.87	148.496	148.202
-------------	---------	---------	---------	--------	---------	---------	---------	---------	---------	---------	---------	---------	---------	---------	---------	---------	---------	---------	---------	---------	---------	--------	---------	---------

Teren odmik od osi	-9.0	-8.0	-7.0	-6.0	-5.0	-4.0	-3.0	-2.0	-1.0	0.0	1.0	2.0	3.0	4.0	5.0	6.0	7.0	8.0	9.0	10.0	11.0	12.0	13.0	14.0
--------------------	------	------	------	------	------	------	------	------	------	-----	-----	-----	-----	-----	-----	-----	-----	-----	-----	------	------	------	------	------

P=0+080,000



PVP  
145,000

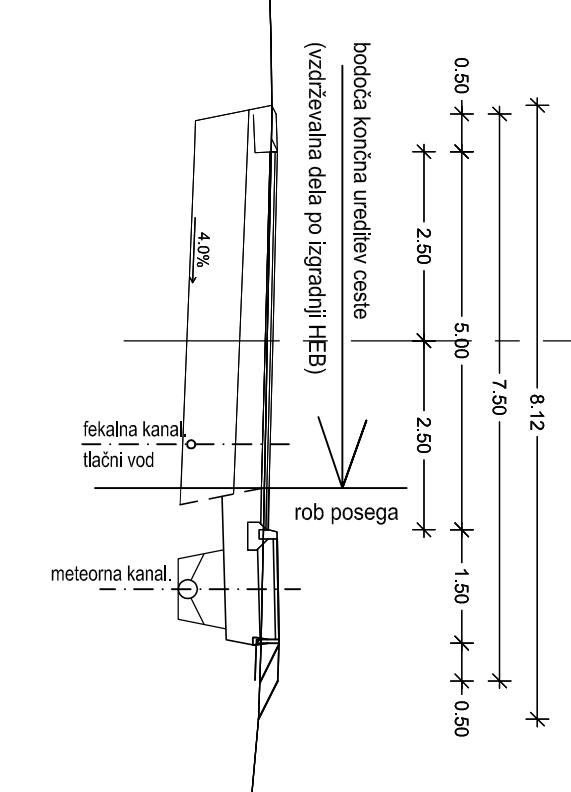
Kota nivojele	149.013	149.168	149.171	149.026
---------------	---------	---------	---------	---------

Niveleta odmik od osi	-4.106	-3.8	-3.3	0.0
-----------------------	--------	------	------	-----

Kota terena	147.8	147.81	147.835	148.237	148.879	149.029	149.008	148.986	148.961	148.933	148.906	148.878	148.842	148.788	148.54	148.188	148.105	148.059	147.996	147.962	147.94	147.918	147.896	147.874
-------------	-------	--------	---------	---------	---------	---------	---------	---------	---------	---------	---------	---------	---------	---------	--------	---------	---------	---------	---------	---------	--------	---------	---------	---------

Teren odmik od osi	-9.0	-8.0	-7.0	-6.0	-5.0	-4.0	-3.0	-2.0	-1.0	0.0	1.0	2.0	3.0	4.0	5.0	6.0	7.0	8.0	9.0	10.0	11.0	12.0	13.0	14.0
--------------------	------	------	------	------	------	------	------	------	------	-----	-----	-----	-----	-----	-----	-----	-----	-----	-----	------	------	------	------	------

P=0+140,000



PVP  
145,000

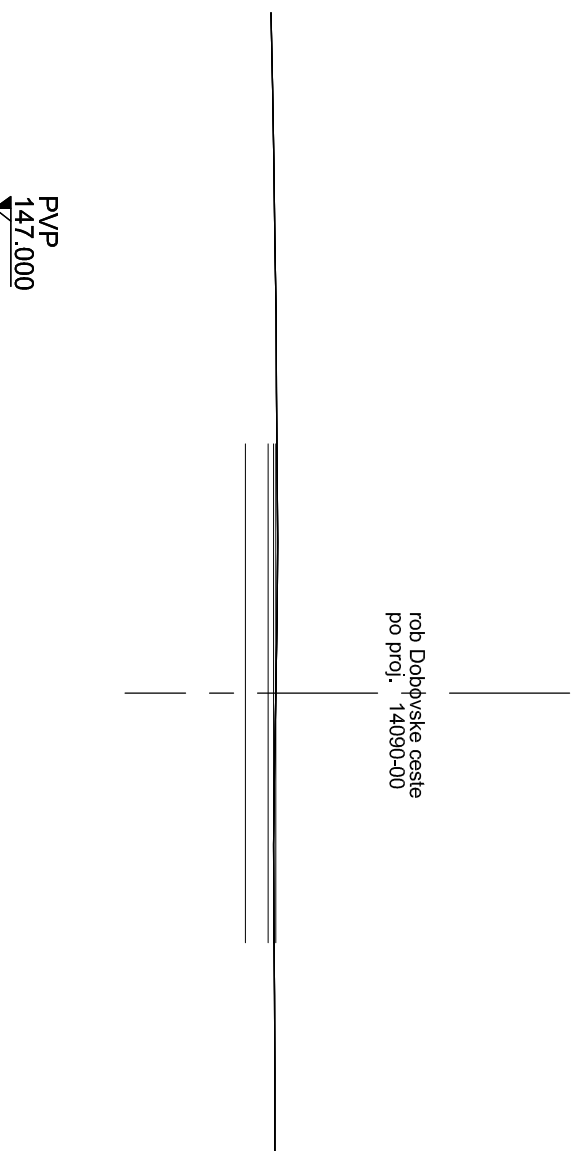
Kota nivojele	148.665	148.722	148.679
---------------	---------	---------	---------

Niveleta odmik od osi	-3.114	-3.0	0.0
-----------------------	--------	------	-----

Kota terena	148.452	148.499	148.546	148.593	148.628	148.655	148.666	148.646	148.626	148.606	148.586	148.566	148.546	148.526	148.491	148.402	148.313	148.223	148.138	148.144	148.162	148.179	148.197	148.214
-------------	---------	---------	---------	---------	---------	---------	---------	---------	---------	---------	---------	---------	---------	---------	---------	---------	---------	---------	---------	---------	---------	---------	---------	---------

Teren odmik od osi	-9.0	-8.0	-7.0	-6.0	-5.0	-4.0	-3.0	-2.0	-1.0	0.0	1.0	2.0	3.0	4.0	5.0	6.0	7.0	8.0	9.0	10.0	11.0	12.0	13.0	14.0
--------------------	------	------	------	------	------	------	------	------	------	-----	-----	-----	-----	-----	-----	-----	-----	-----	-----	------	------	------	------	------

P=0+040,000



PVP  
144,000

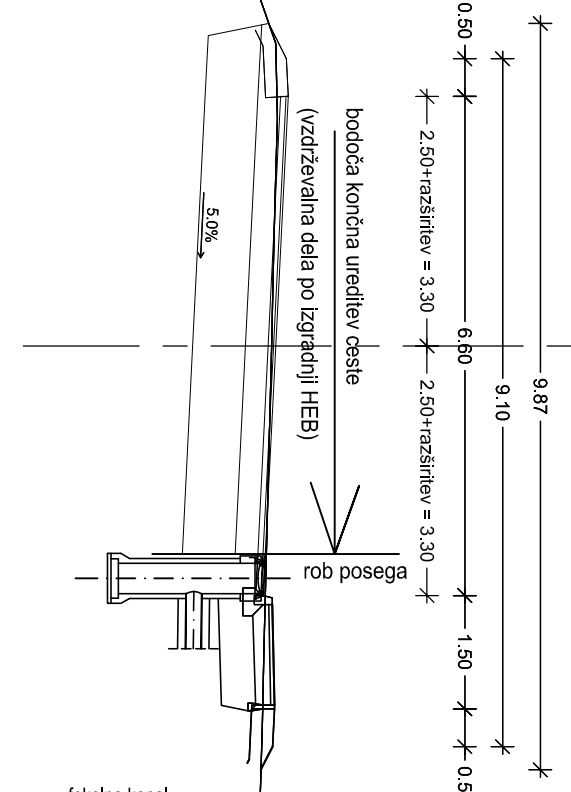
Kota nivojele	150.53	150.55	150.65
---------------	--------	--------	--------

Niveleta odmik od osi	-3.80	-3.30	0.0
-----------------------	-------	-------	-----

Kota terena	149.324	149.752	150.207	150.38	150.397	150.395	150.391	150.386	150.382	150.377	150.372	150.367	150.363	150.358	150.353	150.349	150.343	150.331	150.069	149.646	149.245	148.87	148.496	148.202
-------------	---------	---------	---------	--------	---------	---------	---------	---------	---------	---------	---------	---------	---------	---------	---------	---------	---------	---------	---------	---------	---------	--------	---------	---------

Teren odmik od osi	-9.0	-8.0	-7.0	-6.0	-5.0	-4.0	-3.0	-2.0	-1.0	0.0	1.0	2.0	3.0	4.0	5.0	6.0	7.0	8.0	9.0	10.0	11.0	12.0	13.0	14.0
--------------------	------	------	------	------	------	------	------	------	------	-----	-----	-----	-----	-----	-----	-----	-----	-----	-----	------	------	------	------	------

P=0+100,000



PVP  
145,000

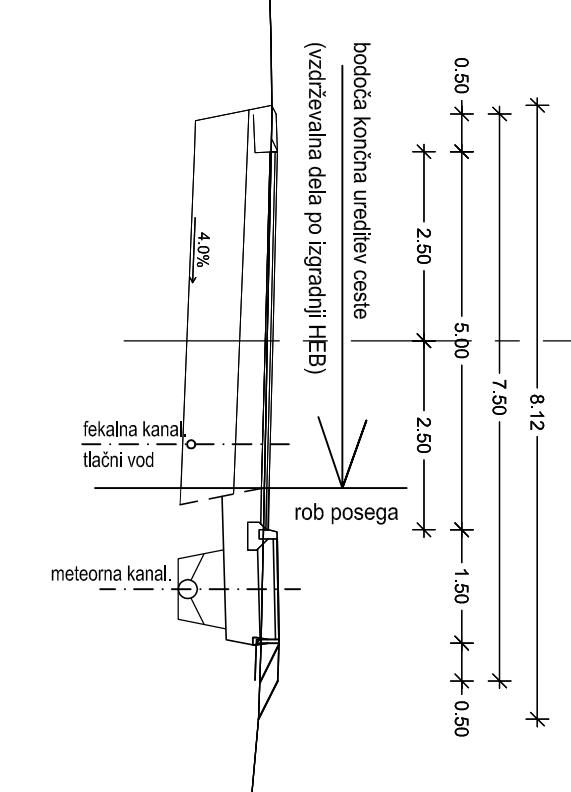
Kota nivojele	148.665	148.722	148.679
---------------	---------	---------	---------

Niveleta odmik od osi	-3.114	-3.0	0.0
-----------------------	--------	------	-----

Kota terena	148.452	148.499	148.546	148.593	148.628	148.655	148.666	148.646	148.626	148.606	148.586	148.566	148.546	148.526	148.491	148.402	148.313	148.223	148.138	148.144	148.162	148.179	148.197	148.214
-------------	---------	---------	---------	---------	---------	---------	---------	---------	---------	---------	---------	---------	---------	---------	---------	---------	---------	---------	---------	---------	---------	---------	---------	---------

Teren odmik od osi	-9.0	-8.0	-7.0	-6.0	-5.0	-4.0	-3.0	-2.0	-1.0	0.0	1.0	2.0	3.0	4.0	5.0	6.0	7.0	8.0	9.0	10.0	11.0	12.0	13.0	14.0
--------------------	------	------	------	------	------	------	------	------	------	-----	-----	-----	-----	-----	-----	-----	-----	-----	-----	------	------	------	------	------

P=0+160,000



PVP  
145,000

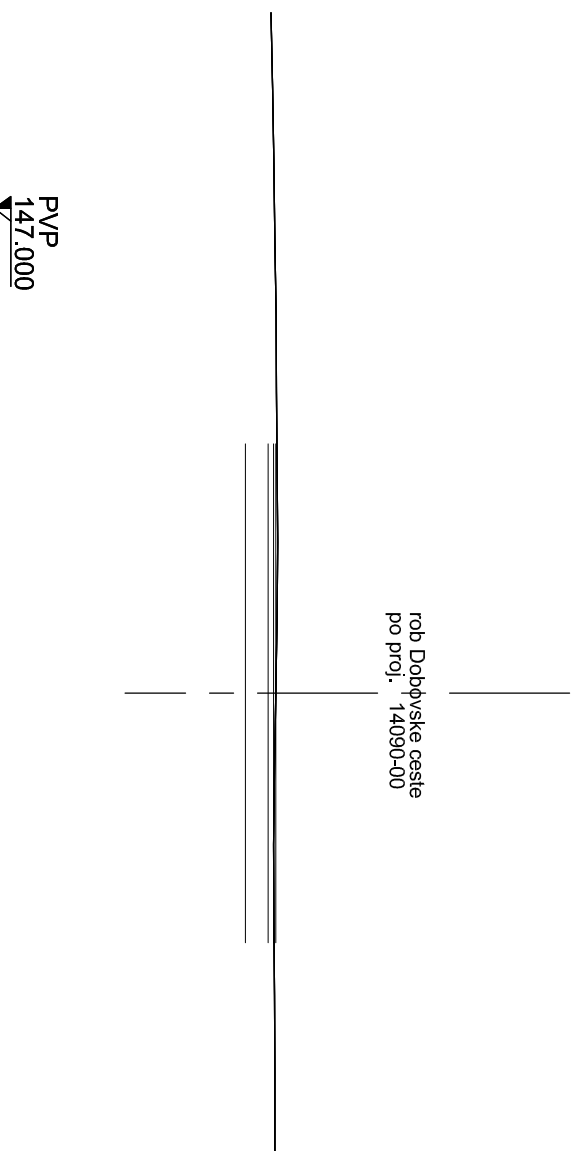
Kota nivojele	148.665	148.722	148.679
---------------	---------	---------	---------

Niveleta odmik od osi	-3.114	-3.0	0.0
-----------------------	--------	------	-----

Kota terena	148.452	148.499	148.546	148.593	148.628	148.655	148.666	148.646	148.626	148.606	148.586	148.566	148.546	148.526	148.491	148.402	148.313	148.223	148.138	148.144	148.162	148.179	148.197	148.214
-------------	---------	---------	---------	---------	---------	---------	---------	---------	---------	---------	---------	---------	---------	---------	---------	---------	---------	---------	---------	---------	---------	---------	---------	---------

Teren odmik od osi	-9.0	-8.0	-7.0	-6.0	-5.0	-4.0	-3.0	-2.0	-1.0	0.0	1.0	2.0	3.0	4.0	5.0	6.0	7.0	8.0	9.0	10.0	11.0	12.0	13.0	14.0
--------------------	------	------	------	------	------	------	------	------	------	-----	-----	-----	-----	-----	-----	-----	-----	-----	-----	------	------	------	------	------

P=0+060,000



PVP  
144,000

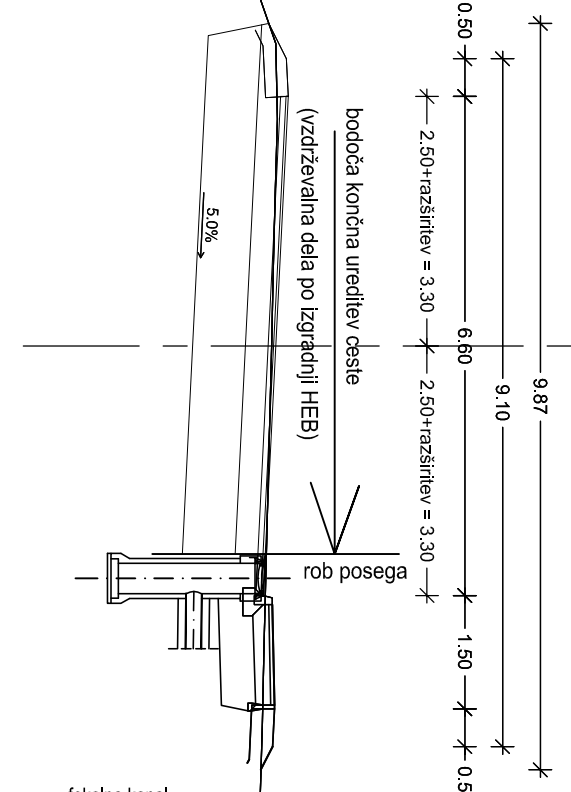
Kota nivojele	148.405	148.639	148.644	148.499
---------------	---------	---------	---------	---------

Niveleta odmik od osi	-4.268	-3.8	-3.3	0.0
-----------------------	--------	------	------	-----

Kota terena	147.681	147.677	147.904	148.528	148.152	148.497	149.519	148.491	148.466	148.442	148.417	148.393	148.368	149.343	149.321	148.289	148.877	148.493	148.117	147.812	147.707	147.691	147.675	147.659
-------------	---------	---------	---------	---------	---------	---------	---------	---------	---------	---------	---------	---------	---------	---------	---------	---------	---------	---------	---------	---------	---------	---------	---------	---------

Teren odmik od osi	-9.0	-8.0	-7.0	-6.0	-5.0	-4.0	-3.0	-2.0	-1.0	0.0	1.0	2.0	3.0	4.0	5.0	6.0	7.0	8.0	9.0	10.0	11.0	12.0	13.0	14.0
--------------------	------	------	------	------	------	------	------	------	------	-----	-----	-----	-----	-----	-----	-----	-----	-----	-----	------	------	------	------	------

P=0+120,000



PVP  
145,000

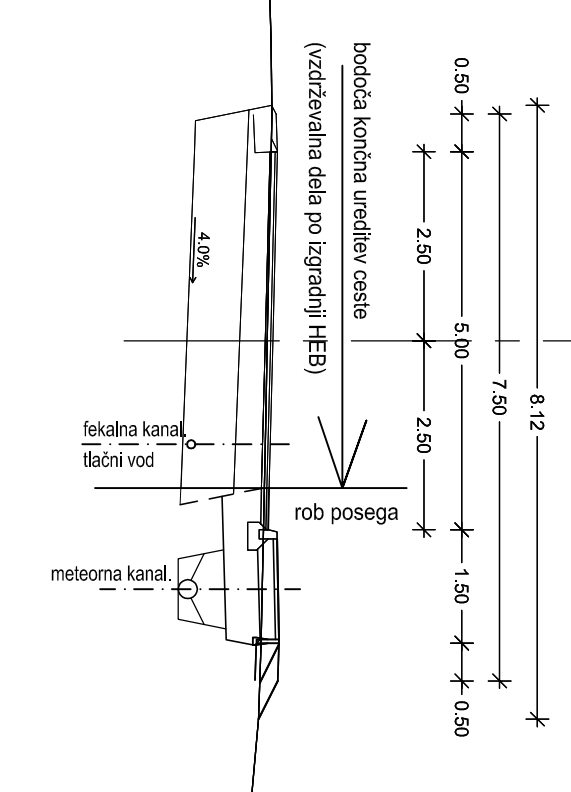
Kota nivojele	149.013	149.168	149.171	149.026
---------------	---------	---------	---------	---------

Niveleta odmik od osi	-4.106	-3.8	-3.3	0.0
-----------------------	--------	------	------	-----

Kota terena	147.8	147.81	147.835	148.237	148.879	149.029	149.008	148.986	148.961	148.933	148.906	148.878	148.842	148.788	148.54	148.188	148.105	148.059	147.996	147.962	147.94	147.918	147.896	147.874
-------------	-------	--------	---------	---------	---------	---------	---------	---------	---------	---------	---------	---------	---------	---------	--------	---------	---------	---------	---------	---------	--------	---------	---------	---------

Teren odmik od osi	-9.0	-8.0	-7.0	-6.0	-5.0	-4.0	-3.0	-2.0	-1.0	0.0	1.0	2.0	3.0	4.0	5.0	6.0	7.0	8.0	9.0	10.0	11.0	12.0	13.0	14.0
--------------------	------	------	------	------	------	------	------	------	------	-----	-----	-----	-----	-----	-----	-----	-----	-----	-----	------	------	------	------	------

P=0+180,000



PVP  
145,000

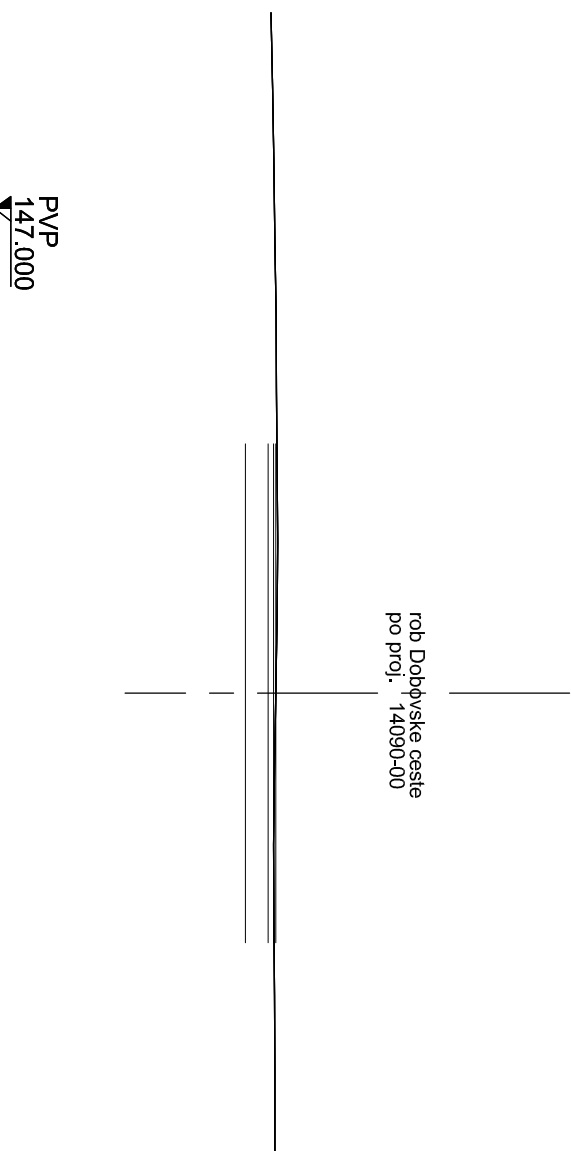
Kota nivojele	148.665	148.722	148.679
---------------	---------	---------	---------

Niveleta odmik od osi	-3.114	-3.0	0.0
-----------------------	--------	------	-----

Kota terena	148.452	148.499	148.546	148.593	148.628	148.655	148.666	148.646	148.626	148.606	148.586	148.566	148.546	148.526	148.491	148.402	148.313	148.223	148.138	148.144	148.162	148.179	148.197	148.214
-------------	---------	---------	---------	---------	---------	---------	---------	---------	---------	---------	---------	---------	---------	---------	---------	---------	---------	---------	---------	---------	---------	---------	---------	---------

Teren odmik od osi	-9.0	-8.0	-7.0	-6.0	-5.0	-4.0	-3.0	-2.0	-1.0	0.0	1.0	2.0	3.0	4.0	5.0	6.0	7.0	8.0	9.0	10.0	11.0	12.0	13.0	14.0
--------------------	------	------	------	------	------	------	------	------	------	-----	-----	-----	-----	-----	-----	-----	-----	-----	-----	------	------	------	------	------

P=0+020,000



PVP  
146,000

Kota nivojele	150.53	150.55	150.65
---------------	--------	--------	--------

Niveleta odmik od osi	-3.80	-3.30	0.0
-----------------------	-------	-------	-----

Kota terena	149.324	149.752	150.207	150.38	150.397	150.395	150.391	150.386	150.382	150.377	150.372	150.367	150.363	150.358	150.353	150.349	150.343	150.331	150.069	149.646	149.245	148.87	148.496	148.202
-------------	---------	---------	---------	--------	---------	---------	---------	---------	---------	---------	---------	---------	---------	---------	---------	---------	---------	---------	---------	---------	---------	--------	---------	---------

Teren odmik od osi	-9.0	-8.0	-7
--------------------	------	------	----