


**M.001** EuroLine-K tableVS 120/80cm;




**S.001** PantoSwing-LuPo ; **S.012** ; **S.013**; **S.014**



**GO.004** 40/42.5/197.5cm    Serie 800

			
Serie 800	H (in cm for standard base) =	197,0 sH	
<b>D=42,5</b>	W= 40 cm	<b>44003</b>	
	W= 50 cm	<b>44103</b>	
	W= 60 cm	<b>44203</b>	
<b>D=58,0</b>	W= 40 cm	<b>44303</b>	
	W= 50 cm	<b>44403</b>	
	W= 60 cm	<b>44503</b>	
Adjustable shelf inserts		4	
Locks		1	



**KL.001** 200/50 / 40cm ;



**RG.001** 106/50/200 cm    Store-II Storage shelving.



## GO.001 KIT Žižki G.O. 180.50.86\_T6; 58 / 50 / 180 cm



naziv artikla	dimensija (h * g * d) v mm	št. vrat	št. polic	barva	barva vrat
G.O. 180.50.30_E2	h 1800 * g 500 * d 300 mm	2	1	RAL 7035	RAL 7035 ali po izboru
G.O. 180.50.40_E2	h 1800 * g 500 * d 400 mm	2	1	RAL 7035	RAL 7035 ali po izboru
G.O. 180.50.58_D4	h 1800 * g 500 * d 580 mm	4	1	RAL 7035	RAL 7035 ali po izboru
G.O. 180.50.78_D4	h 1800 * g 500 * d 780 mm	4	1	RAL 7035	RAL 7035 ali po izboru
G.O. 180.50.86_T6	h 1800 * g 500 * d 860 mm	6	1	RAL 7035	RAL 7035 ali po izboru

## KL.002 ; KL.003

### M-Bench

<b>Serie 800</b>	H (in cm for standard base) =	84,5 2FH	122,0 3FH	159,5 4FH								
<b>D=42,5</b>	W= 80 cm	<b>44610</b>	<b>44611</b>	<b>44612</b>	<b>44613</b>	<b>44614</b>	<b>44615</b>	<b>44616</b>	<b>44617</b>	<b>44618</b>	<b>44619</b>	<b>44620</b>
<b>D=58,0</b>	W= 80 cm	<b>44660</b>	<b>44661</b>	<b>44662</b>	<b>44663</b>	<b>44664</b>	<b>44665</b>	<b>44666</b>	<b>44667</b>			
	Adjustable shelf inserts	-	-	-	-	2	-	2	4	2	2	-
	Locks	4	6	8	10	6	8	6	4	1	1	-

## OM.001

80/44.5/197cm

Serie 800



M-Bench	d = 35	30203	30204	30205	30206	30207
	w	148	168	188	208	228
	for table w	160	180	200	220	240
	h	46				
	DIN EN	6				



**S.002** 46 / 50 / 82cm; višina sedišča 46cm,PantoSwing-Soft



**M.004** fi80cm; višina mizne ploskve 72cm



**M.003** 160/80cm;**M.007** 200/80 ; **M.038** 70/100 cm

**PP.001** 46/60/55cm



**M.005** 70/70cm LiteTable-ST



**SG.001** 130/80/88cm h sedišča 42cm



**M.006** 165/114cm

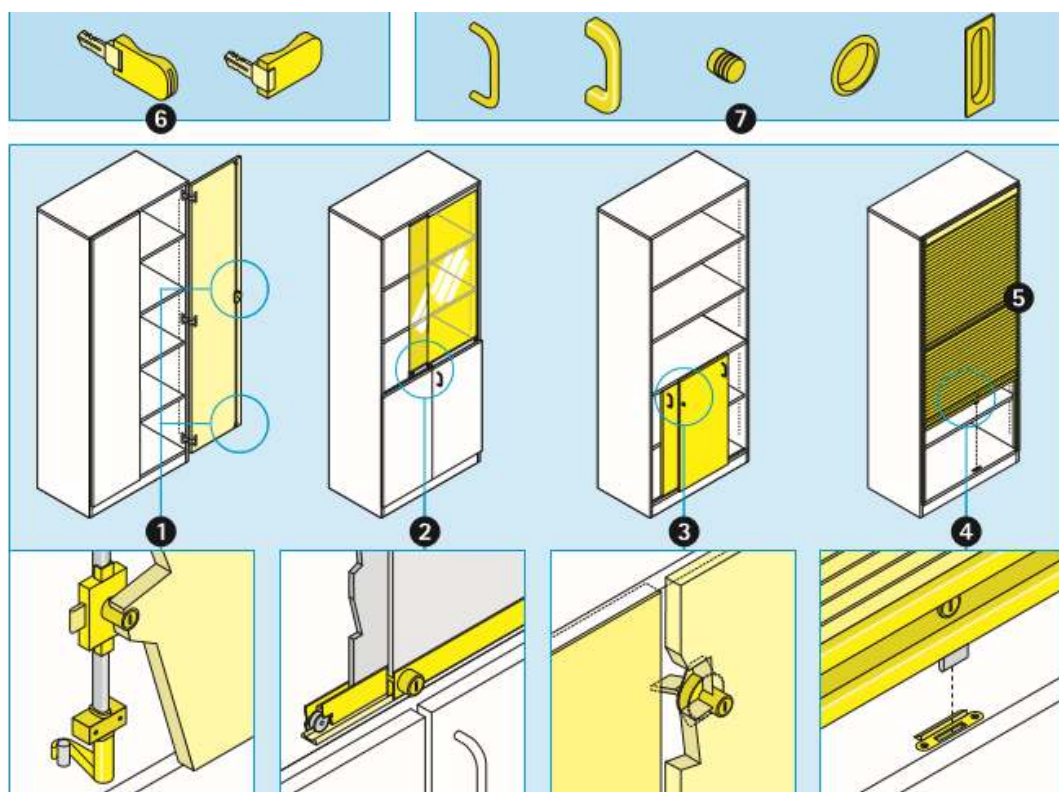


**S.005**  
35/35/38cm

**S.003**  
35/35/46cm



**OM.002** 80/44.5/197cm Serie 800



**OM.003** 80/44.5/197cm Serie 800



**VO.001**

89/55/74cm







**M.036** 90/70cm **M.031** 70/120 NetWork single

**M.011** 70/ 120 cm NetWork add-on table



												
NetWork	Standard table	d = 70	21200	21421	21422	21423	21424	21201	21425	21426	21427	21428
		d = 80		21210			21211	21212	21213	21214	21215	21216
		d = 90			21240		21241	21242	21243	21244	21245	21246
		d = 100				21270	21271	21272	21273	21274	21275	21276
	Add-on table	d = 70	21203					21204				
		d = 80		21220			21221	21222	21223	21224	21225	21226
		d = 90			21250		21251	21252	21253	21254	21255	21256
		d = 100				21280	21281	21282	21283	21284	21285	21286
		w	70	80	90	100	120	140	160	180	200	220
		h	72(65-85)									



**BL.001** 180/140cm, h 25cm

**KP.001** ; 200/40/108cm



## KP.002 Serie 2000



**MN.008** h sedišča 59cm

**M.008** h sedišča 64cm

**MV.008** h sedišča 71cm

Shift+ Base freeform



**M.009** 130/65/76cm ; Uno-M-Teach Teacher desk





#### **S.004** PantoMove-LuPo



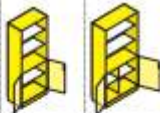
**PP.002** 105.5/ 42.5/115.6cm,

**PP.003** 105.5 / 42.5 / 115.6cm,









## OM.010 80/42.5 / 197cm Serie 800



			
<b>Serie 800</b>	H (in cm for standard base) =		197,0 2+3PM (fixed)
<b>D=42,5</b>	W= 80 cm	<b>44023</b>	
	W= 100 cm		<b>44123</b>
	W= 120 cm		<b>44223</b>
<b>D=58,0</b>	W= 80 cm	<b>44323</b>	
	W= 100 cm		<b>44423</b>
	W= 120 cm		<b>44523</b>
	Adjustable shelf inserts	3	2+2
	Locks / CP, CPsb	1 / -	1 / CPsb

## OM.004 120 / 42.5 / 122cm, Serie 800 shelving cabinets



								
<b>Serie 800</b>	H (in cm for standard base) =		84,5 2PM			122,0 2PM		
<b>D=42,5</b>	W= 100 cm	<b>44135</b>	<b>44136</b>	<b>44137</b>	<b>44141</b>	<b>44142</b>	<b>44143</b>	
	W= 120 cm	<b>44235</b>	<b>44236</b>	<b>44237</b>	<b>44241</b>	<b>44242</b>	<b>44243</b>	
<b>D=58,0</b>	W= 100 cm	<b>44435</b>	<b>44436</b>	<b>44437</b>	<b>44441</b>	<b>44442</b>	<b>44443</b>	
	W= 120 cm	<b>44535</b>	<b>44536</b>	<b>44537</b>	<b>44541</b>	<b>44542</b>	<b>44543</b>	
	Adjustable shelf inserts	1	2	2	2	4	4	
	CW, CWsb	-	CP	CPsb	-	CP	CPsb	

### S.011 PantoMove-Soft




**SG.004 ;  
SG.005;  
SG.007;**

[illegible]











## OM.009 120/58 / 197 cm Serie 800



			
<b>Serie 800</b>	H (in cm for standard base) =		
<b>D=42,5</b>	W= 80 cm		
	W= 120 cm		
<b>D=58,0</b>	W= 80 cm		
	W= 120 cm		<b>44576</b>
	Adjustable shelf inserts		2
	Locks / CP, CPsb		1/-

## M.035 70 / 55 cm ; M.020 70/140 cm LiteTable-ST



		DIN EN h = 40  0 h = 53  2 h = 59  3 h = 64  4 h = 71  5 h = 76  6 h = 82  7	* w-d footprint   		
<b>LiteTable-ST</b>	PUR/KU	d = 55	<b>21090</b>		<b>21003</b>
	KU	d = 65		<b>21091</b>	
		w	70	75	
		h DIN EN	0-2-3-4-5-6-7		
		h	30		
		max. stack	8		
		max. stack w*	78	83	
		max. stack d*	82	92	
		Weight min. kg	13,5	15	

## S.015 Rondo-Lift



## OM.017 120/ 58 /1 22cm



<b>Serie 800</b>	H (in cm for standard base) =	84,5 2FH			122,0 3FH			159,5 4FH		
<b>D=42,5</b>	W= 80 cm	<b>44010</b>	<b>44011</b>	<b>44012</b>	<b>44014</b>	<b>44015</b>	<b>44016</b>	<b>44017</b>	<b>44018</b>	<b>44019</b>
	W= 100 cm	<b>44110</b>	<b>44111</b>	<b>44112</b>	<b>44114</b>	<b>44115</b>	<b>44116</b>	<b>44117</b>	<b>44118</b>	<b>44119</b>
	W= 120 cm	<b>44210</b>	<b>44211</b>	<b>44212</b>	<b>44214</b>	<b>44215</b>	<b>44216</b>	<b>44217</b>	<b>44218</b>	<b>44219</b>
<b>D=58,0</b>	W= 80 cm	<b>44310</b>	<b>44311</b>	<b>44312</b>	<b>44314</b>	<b>44315</b>	<b>44316</b>	<b>44317</b>	<b>44318</b>	<b>44319</b>
	W= 100 cm	<b>44410</b>	<b>44411</b>	<b>44412</b>	<b>44414</b>	<b>44415</b>	<b>44416</b>	<b>44417</b>	<b>44418</b>	<b>44419</b>
	W= 120 cm	<b>44510</b>	<b>44511</b>	<b>44512</b>	<b>44514</b>	<b>44515</b>	<b>44516</b>	<b>44517</b>	<b>44518</b>	<b>44519</b>
	Adjustable shelf inserts	1	2	2	2	4	4	3	6	6
	Locks / CP, CPsb	1	2 / CP	1 / CPsb	1	2 / CW	1 / CPsb	1	2 / CW	1 / CPsb




## M.037 90/200cm Serie 901, Rectangular table



L : U-shaped square tube	d = 31½		21511	21512	21513	21514	21515	
R: U-shaped square tube	d = 35½		21521	21522	21523	21524	21525	21526
	d = 39½		21531	21532	21533	21534	21535	21536
	h =		28½ (25½-33½)					
	w =		47¼	55½	63	70¾	78¾	86½

**OM.012** 160/42.5 / 122 cm    Serie 800 Sliding-door cabinets



					
Serie 800	H (in cm for standard base) 44		84,5 30H	122,0 30H	159,5 40H
D=42,5	W= 160 cm		44825	44826	44827
D=58,0	W= 160 cm		44925	44926	44927
	Adjustable shelf inserts		2	4	6
	Locks		1	1	1

**OM.013**



**SG.015** 80/80 cm    Serie Lounge



**S.020** PantoSwing-Soft









**S.010** NF-Move





**OM.007** 80 / 44.5 / 197cm, Serie 800 locker cabine



							
<b>Serie 800</b>	H (in cm for standard base) =	84,5 2FH	122,0 3FH	159,5 4FH			
<b>D=42,5</b>	W= 80 cm	<b>44610</b>	<b>44611</b>	<b>44612</b>	<b>44613</b>	<b>44614</b>	<b>44615</b>
<b>D=58,0</b>	W= 80 cm	<b>44660</b>	<b>44661</b>	<b>44662</b>	<b>44663</b>	<b>44664</b>	<b>44665</b>
	Adjustable shelf inserts	-	-	-	-	2	-
	Locks	4	6	8	10	6	8

**SG.012 ; SG.015** Serie Lounge





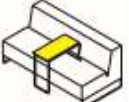


**SG.013**



## M.010 Serie Lounge



							
Serie Lounge			20106	20100	20102	20101	20114
	wd / ø		60-60	80-80	160-80	110	65-30
	h			19(32,5)			61

## M.023 180/80 cm EuroLine Table



**OM.014** 80/42.5 / 84.5 cm Serie 800 cabinets



**M.018** .79.7 / 58.6cm; višina mizne ploskve 76cm, UnoBean steel skid table



**M.026** 160 / 80cm; višina mizne ploskve 76cm,  
EuroLine table;



**OM.016** 139.5/100 / 54cm Drawing cabinets



**OM.015** Serie 800, shelving cabinets



**M.028** 140/95/72cm

NetWork-Media  
table










**M.027** 120 /70 /72 cm



**PP.008** 36.5/70/ 4.1cm; LearnBox  
teachers base cabinet;

**PP.009** 36.5/70/38cm; LearnBox  
teachers add-on cabinet






Available from july 2018								
<b>LearnBox</b>	Lower cabinet	40052	40053	40054	40055	40056	40057	40058
	Add-on cabinet				40055	40056	40057	40058
	w				36,5			
	h		76,0			38,0		
	d				70,0 (80,0)			
	Alignment to user				links		rechts	
	Door (left/right)	1						
	Materials drawer	1		2				
	Drawer		2	2				
	Open compartment				4	3	4	3
	Flap					1		1

**M.029** 96.8/54/ 76cm,  
Shift+ Base freeform  
student



## Shift+Base freeform



	ISO/DIN EN h = 40 ○ 0 h = 53 ● 2 h = 59 ● 3 h = 64 ● 4 h = 71 ● 5 h = 76 ● 6 h = 82 ● 7			
Shift+ Base			01445	01446
	wd		140,8-78,8	
	DIN EN		0-2-3-4-5-6-7	5-6-7
	DIN EN height adjustable		59-82	
	other h		30	

117.4/ 106cm,

### TriUnion 90°table





**OM.005** Serie 800 predalniki; 120 / 42,5/ 84,5cm



**DS.002** – delovni stol, Spinalis Apollo



## OSTALA PISARNIŠKA OPREMA:



za Smeti (pisarne) **KS.001**



Namizna Svetilka **NS.001**

Koš

Stojalo za Dežnike(pisarne)  
**SD.001**



Obešalo za Obleke(pisarnEe) **OO.001**



Magnetno ogledao:



Nastavljiva kinestetična miza MK.001

Rolo za zemljevide:



Koš za ločevanje odpadkov:



